

# AURORA 2PV4



150 cm



4 mm



6 cm



## SOPRAVASCA, APERTURA 1 ANTA SCORREVOLE E 1 FISSA IN LINEA


Installabile in nicchia o abbinabile a pannello fisso laterale AURORA VFL4



### FINITURE VETRI



Trasparente  
cod 1



Piumato  
cod 3



Ser. Esprit  
cod 5

### FINITURE PROFILI



Bianco  
cod A

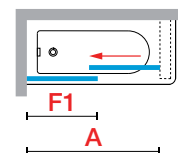
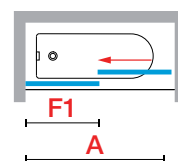
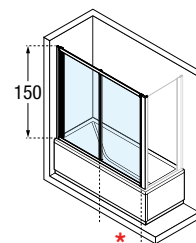


Silver  
cod B



Cromo  
cod K

Misure			Codice	Scelta vetro			Scelta profilo		
Misura effettiva d'ingombro	Anta fissa	Entrata (cm)		1	3	5	A	B	K
<b>A</b>	<b>F1</b>	*		Trasparente	Piumato	Serigrafia esprit	Bianco	Silver	Cromo
138↔144	68	60	<b>AURORA2PV138-</b>						
144↔150	71	63	<b>AURORA2PV144-</b>						
150↔156	74	66	<b>AURORA2PV150-</b>						
156↔162	77	69	<b>AURORA2PV156-</b>						
166↔172	82	74	<b>AURORA2PV166-</b>						
176↔182	87	79	<b>AURORA2PV176-</b>						



## DATI TECNICI

### FINITURE PROFILI



Bianco  
cod. A-D



Silver  
cod. B



Cromo  
cod. K



Nero  
cod. H

### VETRO TEMPRATO (European Standards UNI EN 14428)



Trasparente  
cod. 1



Aqua  
cod. 2  
(solo per Young 2.0 1V, 3V,  
1BSV, Aurora 1, 2, 3)



Piumato  
cod. 3  
(solo per Aurora 9, 3PV4,  
2SV4, 2AV4, VFL4)



Satin  
cod. 4  
(solo per Young 2.0 1V,  
3V, 1BSV, Aurora 1, 2, 3)


### SERIGRAFIA



Rose 1  
cod. 56  
(solo per Rose Rosse 2MV,  
3PV, 2PV, PHV+F)



Esprit  
cod. 5  
(solo per Aurora 3PV4,  
2SV4, 2AV4, VFL4)



Ravenna  
cod. 51  
(solo per Kuadra 3V)



Riviera  
code 55  
(solo per RIVIERA 2.0  
3PV+FV)

### ACRILICO



Circolare  
cod. 43  
(solo per Aurora 3PV4,  
VFL4)

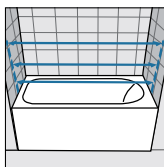
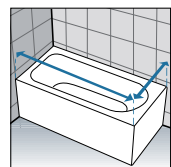


Anelli  
cod. 16  
(solo per Aurora 9)



Ghiaccio  
cod. 20  
(solo per Riviera 2.0  
3PV+FV)

### COME RILEVARE LE MISURE



Rilevare le misure da muro a bordo esterno della vasca. Le misure devono essere rilevate sulla parete finita, a rivestimenti posati, secondo gli schemi riportati.