


PRISMA 2.0

B2F

STANDARD



OPTIONAL

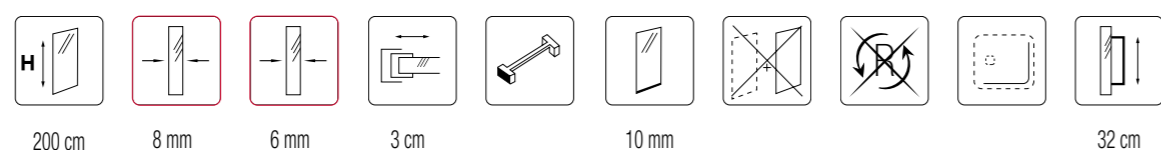


Coppia maniglie interasse 32 cm
Couple wheelbase handles 32 cm
Manijas de par entre ejes 32 cm
Par de alças interligadas 32 cm
AA0420/Q

Materiali e finiture - Materials and finishings - Materiales y acabados - Materiais e acabamentos



Caratteristiche tecniche - Technical features - Características técnicas - Características técnicas



TECNOVETRO

Maggiori info pag. 9 - More info page 9
Mas información pág. 9 - Mais informações pág 9

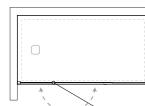
PROTECTIVE

P → F	D → R	8 → J
L → I	7 → C	T → S
B → S	X → Q	B → S
K → N	O → H	6 → W
X → Q	9 → V	7 → C



8 / 6 mm

- Nicchia battente - Pivot niche
- Frontal pivotante - Porta batente

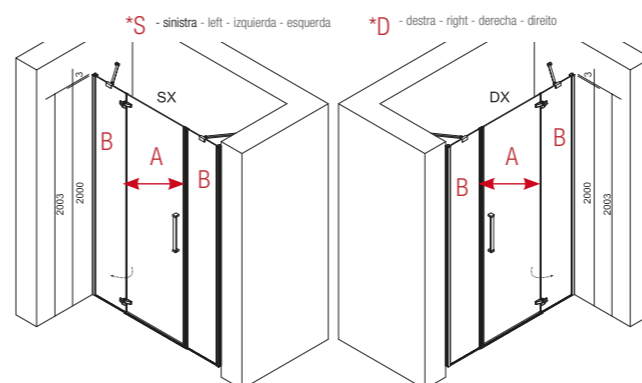


8 mm

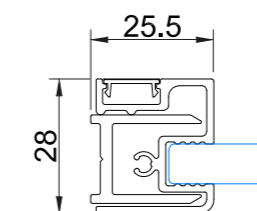
COD.	cm	"A"	"B"	Kg	n°	finiture profili / profiles finishings / acabados de perfil / acabamentos de vidro				
						P (€)	D (€)	X (€)		
Prisma 2.0 B2F / 100 R8B2F100*/_--	97 - 100	45	23	44	2	Q				
Prisma 2.0 B2F / 110 R8B2F110*/_--	107 - 110	50	26	47	2	Q				
Prisma 2.0 B2F / 120 R8B2F120*/_--	117 - 120	55	28	50	2	Q				
Prisma 2.0 B2F / 130 R8B2F130*/_--	127 - 130	60	31	53	2	Q				
Prisma 2.0 B2F / 140 R8B2F140*/_--	137 - 140	65	33	56	2	Q				

6 mm

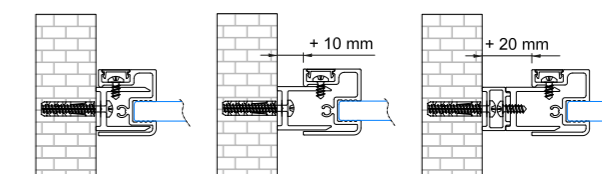
COD.	cm	"A"	"B"	Kg	n°	finiture profili / profiles finishings / acabados de perfil / acabamentos de vidro				
						P (€)	D (€)	X (€)		
Prisma 2.0 B2F / 100 R6B2F100*/_--	97 - 100	45	23	35	2	Q				
Prisma 2.0 B2F / 110 R6B2F110*/_--	107 - 110	50	26	37	2	Q				
Prisma 2.0 B2F / 120 R6B2F120*/_--	117 - 120	55	28	39	2	Q				
Prisma 2.0 B2F / 130 R6B2F130*/_--	127 - 130	60	31	41	2	Q				
Prisma 2.0 B2F / 140 R6B2F140*/_--	137 - 140	65	33	43	2	Q				



Profili a muro - Wall profile
Perfil de pared - Perfil de parede



Estensibilità - Extensibility
Extensibilidad - Extensibilidade



Profili di compensazione allunga di 1 cm
Adjustment profile of 1 cm
Perfil compensador prolongación 1 cm
Perfis de compensação 1 cm

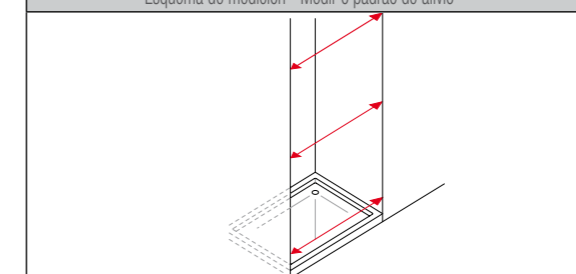
COD.	(€)
PROF69/Q	•

Vetro specchio - Glass mirror - Espejo de cristal - Espelho de vidro



D= Q+50% vs P → R8B2F*_--*/QPD (speciale / special)

Schema rilievo misure - Scheme for measure-taking
Esquema de medición - Medir o padrão de alívio



Prodotti speciali - Special products - Medidas especiales factibles - Medidas especiais

altezza cm. height cm. Altura cm. Altura cm.	max 210	+30%	+20%	+30%
standard 200		+20%	+10%	+20%
min 140		+30%	+20%	+30%
larghezza considerata ad estensibilità minima - width considered to Extensibility minimum anchura considerado extensibilidade mínima	67,5 min	97	137	157 max