


# PRISMA 1.0

PBF

STANDARD



OPTIONAL



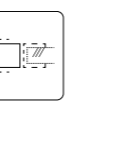
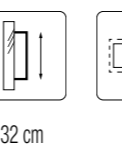
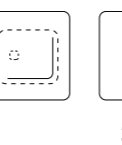
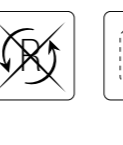
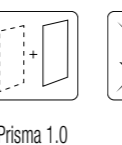
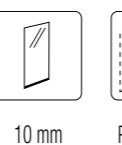
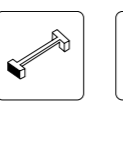
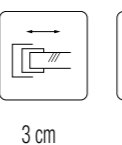
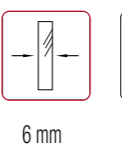
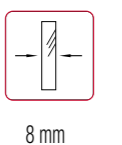
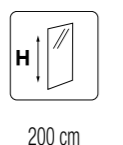
8 / 6 mm

Coppia maniglie interasse 32 cm  
Couple wheelbase handles 32 cm  
Manijas de par entre ejes 32 cm  
Par de alças interligadas 32 cm  
AA0420/Q

Materiali e finiture - Materials and finishings - Materiales y acabados - Materiais e acabamentos



Caratteristiche tecniche - Technical features - Características técnicas - Características técnicas



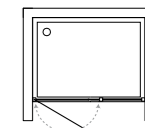
**TECNOVETRO**

Maggiori info pag. 9 - More info page 9  
Más información pág. 9 - Mais informações pág 9

**PROTECTIVE**

P → F	D → R	8 → J
L → I	7 → C	T → S
B → S	X → Q	B → S
K → N	O → H	6 → W
X → Q	9 → V	7 → C

- Porta battente - Pivot door  
- Puerta batiente - Porta de balanço

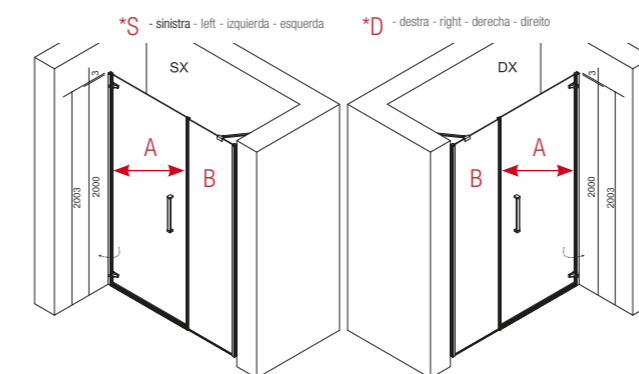


## 8 mm

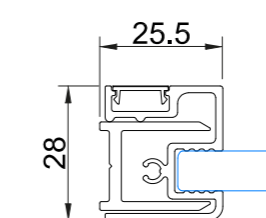
COD.	cm		"A"	"B"	Kg	n°	finiture profili profiles finishings acabados de perfil acabamentos de perfil	finiture vetro - glass finishings - acabados de vidro - acabamentos de vidro			
	(PBF)	(PBF + F1F)						P (€)	D (€)	X (€)	
Prisma 1.0 PBF / 90 P8PBF090*/_	87 - 90	87 - 89	54	23	38	2	Q				
Prisma 1.0 PBF / 100 P8PBF100*/_	97 - 100	97 - 99	59	31	42	2	Q				
Prisma 1.0 PBF / 110 P8PBF110*/_	107 - 110	107 - 109	64	36	46	2	Q				
Prisma 1.0 PBF / 120 P8PBF120*/_	117 - 120	117 - 119	69	41	50	2	Q				
Prisma 1.0 PBF / 140 P8PBF140*/_	137 - 140	137 - 139	79	51	58	2	Q				

## 6 mm

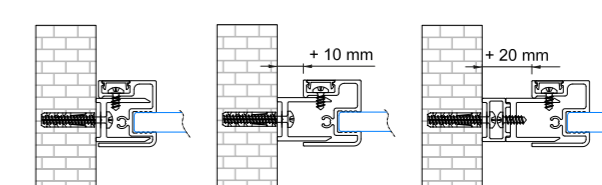
COD.	cm		"A"	"B"	Kg	n°	finiture profili profiles finishings acabados de perfil acabamentos de perfil	finiture vetro - glass finishings acabados de vidro - acabamentos de vidro			
	(PBF)	(PBF + F1F)						P (€)	D (€)	X (€)	
Prisma 1.0 PBF / 90 P6PBF090*/_	87 - 90	87 - 89	54	23	28	1	Q				
Prisma 1.0 PBF / 100 P6PBF100*/_	97 - 100	97 - 99	59	31	32	1	Q				
Prisma 1.0 PBF / 110 P6PBF110*/_	107 - 110	107 - 109	64	36	36	1	Q				
Prisma 1.0 PBF / 120 P6PBF120*/_	117 - 120	117 - 119	69	41	40	1	Q				
Prisma 1.0 PBF / 140 P6PBF140*/_	137 - 140	137 - 139	79	51	48	2	Q				



Profili a muro - Wall profile  
Perfil de pared - Perfil de parede




Estensibilità - Extensibility  
Extensibilidad - Extensibilidade



Profili di compensazione allunga di 1 cm  
Adjustment profile of 1 cm  
Perfil compensador prolongación 1 cm  
Perfis de compensação 1 cm

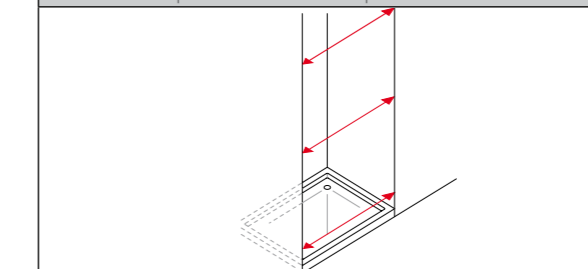
COD.	(€)	
PROF69/Q		

Vetro specchio - Glass mirror - Espejo de cristal - Espelho de vidro



D= Q+30% vs P → P8PBF\_\*/\_\*/QPD (speciale / special)

Schema rilievo misure - Scheme for measure-taking  
Esquema de medición - Medir o padrão de alívio



Prodotti speciali - Special products - Medidas especiales factibles - Medidas especiais

altezza cm. height cm. Altura cm. Altura cm.	max	+30%			+20%			+30%		
		210								
standard	200									
min	140									
80 min										
157 max										